

96 General Food Panel: IgG

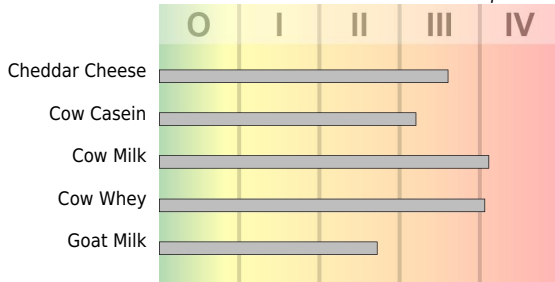
Complete Report

Provider: Sample Report
 Patient: Sex: Age:
 Accession #: Sample Type: DBS
 Collected: Received: Date of Birth: Completed:

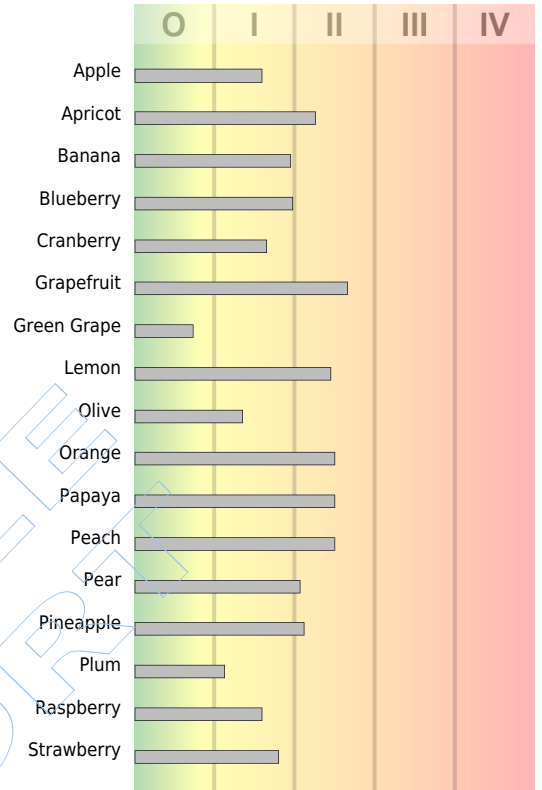
IgG

Dairy


Bovine-derived unless specified



Fruits



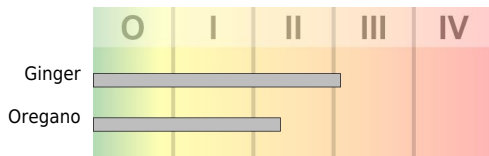
Meat/Poultry



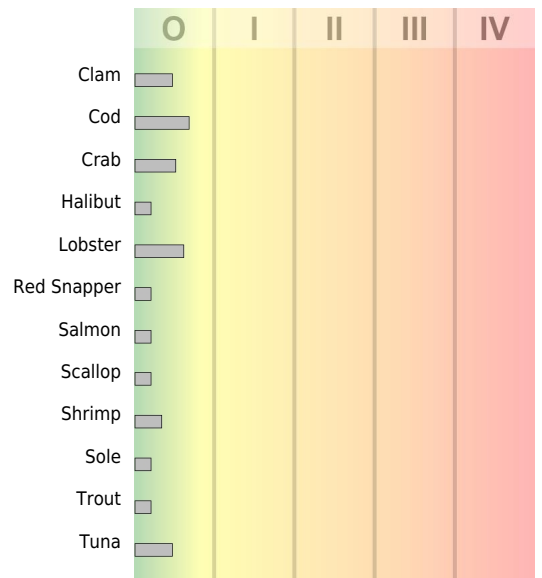
Misc



Spices



Fish/Crustacea/Mollusk



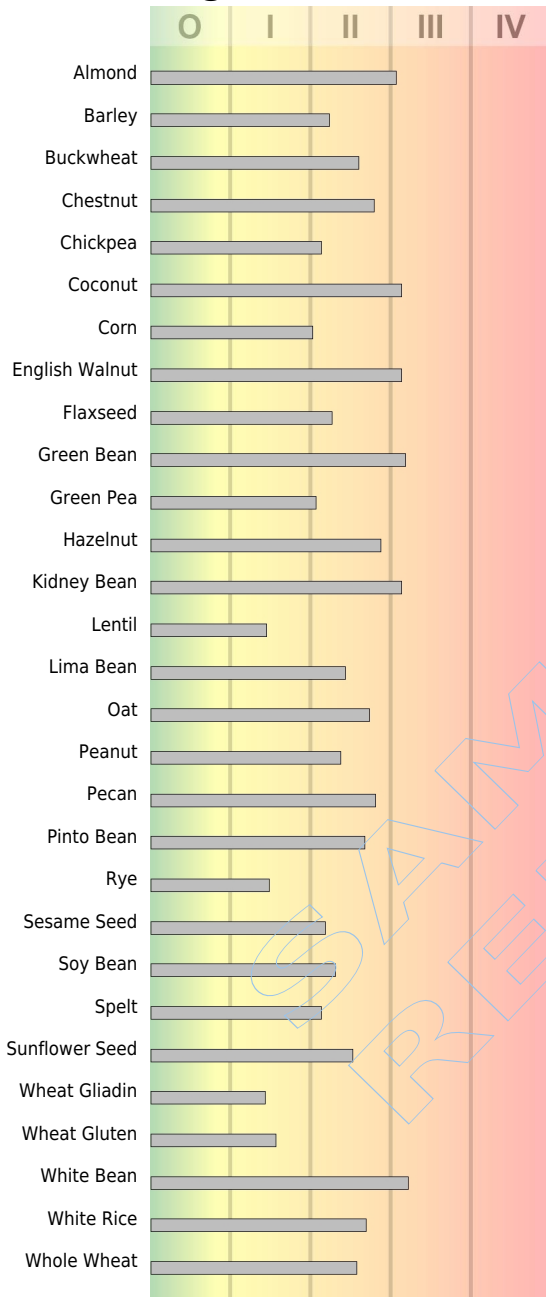
Reaction Class

	0	I	II	III	IV
IgA (mg/L)	<1.95	≥1.95-3.90	>3.90-15.60	>15.60-29.90	>29.90
IgG (mg/L)	<2.50	≥2.50-5.00	>5.00-20.30	>20.30-47.10	>47.10
IgG4 (mg/L)	<1.20	≥1.20-4.70	>4.70-18.80	>18.80-37.50	>37.50
	Undetected	Low	Moderate	High	Very High

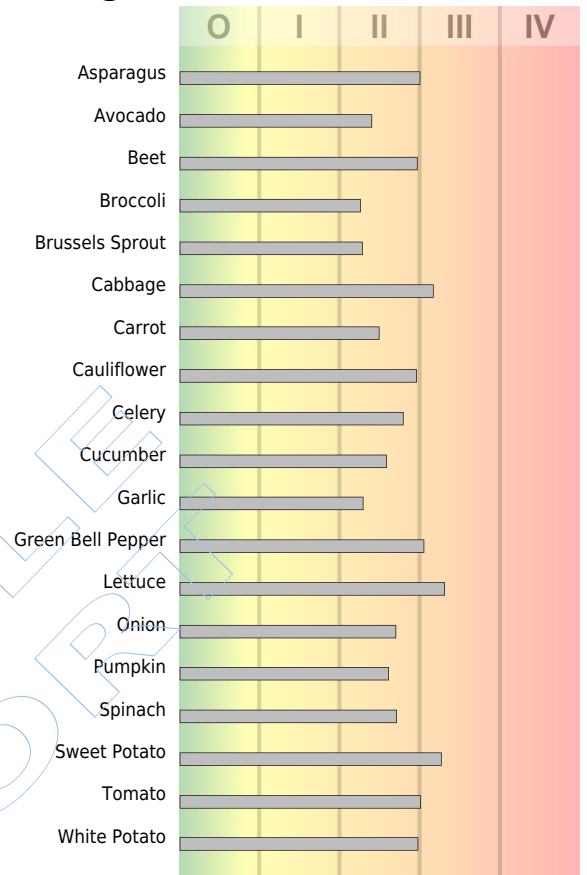
Provider: Sample Report
 Patient: Sex: Age:
 Accession #: Sample Type: DBS
 Collected: Received: Date of Birth: Completed:

IgG

Grains/Legumes/Nuts



Vegetables



Reaction Class

	O	I	II	III	IV
IgA (mg/L)	<1.95	≥1.95-3.90	>3.90-15.60	>15.60-29.90	>29.90
IgG (mg/L)	<2.50	≥2.50-5.00	>5.00-20.30	>20.30-47.10	>47.10
IgG4 (mg/L)	<1.20	≥1.20-4.70	>4.70-18.80	>18.80-37.50	>37.50
	Undetected	Low	Moderate	High	Very High